



**PRELIMINARY**

Officially Licensed Warning  
lights of NASCAR®



## **Police Lighting Package**

# **FORD UTILITY INTERCEPTOR**



*A comprehensive-visual guide to Whelen's lighting and warning products.*

We'll show you what  
**"FULLY LOADED"**  
can really mean!



# WHELEN®

## PRODUCT PLACEMENT AT A GLANCE...





Edge® Ultra Freedom™



Justice®



NEW LFL Liberty™ with DUO™ or TRIO™ technology



Edge Ultra Freedom II



LFL Liberty



SlimLighter™



Avenger™



Vertex™



License plate light bracket



TIR3™ Series



LIN3™ Series



LINZ6™ Series



ION™ Series



HHS Siren



CanTrol™ Siren



295SLSA6 Siren



CenCom Gold™ Siren

# PRODUCT OVERVIEW...

## LFL Liberty™ Series


Extreme low profile all Linear lightbar that is almost undetectable until lit. Brighter extended corner modules available for more light at critical 45° and 90° angles. Available in Low Current switching, or WeCan programmable switching. Bars with DUO™ technology, offer the ability to change LED colors with the flip of a switch... It's like having multiple lightbars in one!



## LFL Liberty DUO™ Series

DUO Technology allows you to have all this in one lightbar! How will DUO work for you?

*For a more in-depth look at what DUO and TRIO technology can do for you, go to [WWW.WHELEN.COM](http://WWW.WHELEN.COM) and download our product guides.*



## LFL Liberty TRIO™ Series

TRIO Technology allows you to have all this in one lightbar! How will TRIO work for you?



## JUSTICE® Series

High performance, cost competitive Super-LED® lightbar with a range of options, designed for ease of operation, upgrade and serviceability. Available in standard current operation or programmable WeCan® Series.



## Ultra Freedom™ Series

Standard or extended corner Super-LED modules with many LED module options available. Low Current switching with flash patterns or WeCan versions available.



## Ultra Freedom II FC Series

All the great features of the WeCan FW lightbar series, with extended corner modules, plus independent control of upper and lower levels of each split color lighthouse.



## MKEZ74 & MKEZ83 Mounting Straps

Straps mount 48", - 50" lightbars. MKEZ74 mounts on vehicles with roof racks (not for use with Justice bars.) While MKEZ83 mounts on vehicles with no roof rack.

**MODELS:** MKEZ74, MKEZ83



## Inner Edge® Front Facing Upper Super-LED® Series

Low profile, full featured interior lightbars are virtually undetectable when not in operation. Mounts in a rugged headliner housing that fits snugly against the front windshield. Available in 3-LED and 6-LED versions as front facing split housings or as a single passenger side unit. 6 LED version available with mirror shroud on the driver side housing for better visibility.


**MODELS:** I34UF4P, I34UF5P, I34UF8, I34UFZ, IZ34UF4P, IZ34UF5P, IZ34UF8, IZ34UFZ,



## SlimLighter™ Super-LED Series

Super-LED dash lighting with ultra intensive light output in a slim shape that fits perfectly in many locations on your vehicle. Features built-in On/Off switch, 8' cord with cigar plug and LED "On" indicator.

**MODELS:** SLPMM\*\*



## Avenger™ Linear Super-LED® Series

This is serious full size warning protection in a small package that's easy to mount or transfer from vehicle to vehicle. Single, dual or split module Linear-LED with swivel/bail bracket, three suction cups and snap-on polycarbonate hood.

**MODELS:** AVN1\*, AVNS1\*, AVN2\*\*, AVNS2\*\*



## SpitFire™ ION™ Super-LED Series

Super tough, ultra compact Super-LED dash light available in single and split colors. Offers 25 Scan-Lock™ flash patterns for single color lights. 69 flash patterns for split color lights.

**MODELS:** SFION\*, SFIOND, SFIONJ, SFIONE



## Mirror-Beam™

Put added unobstructed warning light where you need it... Forward and at critical intersection angles. Integral mirror mounted ION Super-LED lighthead.

**MODELS:** MBFX11\*\*, MBFX11JJ



## License Plate Bracket

Optional license plate brackets for horizontal or vertical mount of two TIR3™, LIN3™, or LINZ6™s, around vehicle license plate.

**MODELS:** RBKT6, RBKT7



\* Replace symbol in model number with letter indicating lens color or LED color desired:  
A = Amber; B = Blue; C = Clear/White; R = Red

# Replace symbol in model number with letter indicating SPLIT lens or LED color desired:  
D = Red/Clear; E = Blue/Clear; F = Amber/Clear  
J = Red/Blue; K = Red/Amber; M = Blue/Amber

# PRODUCT OVERVIEW...

## PAR-46 Super-LED® Unity Spotlight Replacement

PAR-46 Super-LED lights are a drop-in replacement for outdated Halogen lamps. Available in 2° or 8° spotlight or 20° x 60° floodlight. These lightweight, low-current and water resistant lightheads, provide stable light output for thousands of operating hours.

**MODELS:** P46SLC, P46FLC, P46WLC



## VERTEX™ Super-LED Lightheads

Single 7/8" small hemispheric self-contained lighthead with 25 Scan-Lock flash patterns with steady-burn and 9' cable. Includes in-line lamp driver. Dual color models available.

**MODELS:** VTX609\*, VTX609# (SEE PRICE LIST FOR OPTIONAL MOUNTING)



## TIR3™/LIN3™ Series

Linear-LED single or dual modules for surface mounting offering 25 Scan-Lock flash patterns. Black flanges standard, optional chrome or cast aluminum flanges available.

**MODELS:** RS\*03ZCR, RS\*02ZCR (SEE PRICE LIST FOR OPTIONAL MOUNTING)



## TIR6™ Super-LED® Lightheads

Encapsulated TIR6 fits anywhere on the vehicle with a wide variety of mounting options. Offers 25 Scan-Lock™ flash patterns with steady-burn and synchronize feature.

**MODELS:** 50\*03Z\*R (SEE PRICE LIST FOR OPTIONAL MOUNTING)



## LINZ6™ Series Linear-LED Lightheads

Surface mount, Linear-LED lightheads. Includes black flange and 69 Scan-Lock flash patterns including steady-burn and synchronize feature. Optional chrome flange available.

**MODELS:** LINZ6\*, LINZ6K, LINZ6J, LINZ6D (SEE PRICE LIST FOR OPTIONAL MOUNTING)



## M2 Series Linear Super-LED® Lightheads

Surface mount, Super-LED lighthead offering 69 Scan-Lock flash patterns. Super-LEDs provide unmatched high intensity warning, low current consumption.

**MODELS:** M2\*, M2D, M2J, M2K (SEE PRICE LIST FOR OPTIONAL MOUNTING)



## ION™ Surface Mount Series Super-LED®

New versatile surface mount Super-LED lighthead. Can be mounted anywhere on the vehicle to provide dynamic warning at hard to reach angles.

**MODELS:** IONSM\*, IONSMJ, IONSMJ, IONSMJ, IONSMW\*, IONSMWJ, IONSMWD, IONSMWM



## HHS Siren Series

Windows® based program allows full custom setup configuration of each of the 12 buttons to control desired light and siren functions from this compact hand held controller with built-in microphone. Unit is microprocessor controlled and rated for one or two 100-watt speakers.

**MODELS:** HHS2200 (SEE PRICE LIST FOR OPTIONS)



## CanTrol™ Light and Siren System\*

CanTrol Vehicle integration provides added capability to your light and siren package such as: programming and controlling all traffic arrows, siren and lighting functions in your vehicle, flash pattern synchronization, canine alarm and temperature monitor control, radar and camera activation, engine idle speed (RPM), door or trunk opening, window down, gun lock, ignition disable and much more.

**MODELS:** CAN1, CAN2, CAN3, CANCTL1, CANCTL2, CANCTL3, CANCTL4, CANCTL5 (SEE PRICE LIST FOR OPTIONS)



\* CanTrol Siren System available only through authorized CanTrol distributors.

## CenCom Gold™ Remote Siren and Control Center

Integrated siren and light control system that puts state-of-the-art performance in a package that's easily configured to your exact needs. Control head and amplifier/relay module. Models for 1 or 2-wire Traffic Advisors™.

**MODEL:** CCSRN2 (SEE PRICE LIST FOR OPTIONS)



## Howler™ Low Frequency Siren

An effective added layer of warning when used with any 100-200 watt siren amplifier. Howler provides deep, low frequency tones, which are able to penetrate other vehicles, alerting pedestrians as well as drivers of your approach.

**MODEL:** HOWLER WITH HWLRB13



## 295SLSA6 Hands-Free Electronic Siren

Single Unit Siren with 9-Switch Light Control and Standard Switching, now with Park-Kill & Timed Out Relay with 17 Scan-Lock™ Siren Tones.

**MODEL:** 295SLSA6 (SEE PRICE LIST FOR OPTIONS)



## SA315P Siren Speaker

Multi-port, 100 watt speaker with nylon composite housing, easily installs to the radiator cross member in just a few minutes. Complies with OSHA 1910.95 guidelines regarding "Permissible Noise Exposure".

**MODELS:** SA315P



\* Replace symbol in model number with letter indicating lens color or LED color desired:  
A = Amber; B = Blue; C = Clear/White; R = Red

# Replace symbol in model number with letter indicating SPLIT lens or LED color desired:  
D = Red/Clear; E = Blue/Clear; F = Amber/Clear  
J = Red/Blue; K = Red/Amber; M = Blue/Amber

**For more information, request Full Line Police or Lightbars/Sirens catalogs or go to our website:**

**WWW.WHELEN.COM**

**WHELEN®**

*Whelen Engineering reserves the right to upgrade and improve products without notice.*

NASCAR® is the registered trademark of the National Association of Stock Car Auto Racing, Inc.  
© 2011 Whelen Engineering Company, Inc.  
Printed in the U.S.A. Form No. 12500B-0911

# WHELEN®

**ENGINEERING COMPANY, INC.**

51 Winthrop Road, Chester CT 06412-0684  
860-526-9504 • Fax 860-526-4078  
[www.whelen.com](http://www.whelen.com)

